Unshielded flat magnets

Through-hole

METRIC RoHS HF SC ND

STANDARD EXECUTIONS

- **RMD-US-SC (d1)**: pass-through hole with housing for flat countersunk head screw, samarium cobalt (SmCo) magnet, for temperatures up to 350 °C.
- **RMD-US-SC (d2)**: pass-through hole, Samarium cobalt magnet (SmCo), for temperatures up to 350°C.
- **RMD-US-ND (d1)**: pass-through hole with housing for flat countersunk head screw, neodymium-iron-boron retaining magnet (NdFeB), nickel-plated finish, for temperatures up to 80 °C.
- **RMD-US-ND (d2)**: pass-through hole, neodymium-iron-boron retaining magnet (NdFeB), nickel-plated finish, resistant to temperatures up to 80 °C.
- **RMD-US-HF (d1)**: pass-through hole with housing for flat countersunk head screw, ferrite magnet, for temperatures up to 250 °C.
- **RMD-US-HF (d2)**: pass-through hole, ferrite magnet, for temperatures up to 250°C.

Retaining magnets technical data (on page 1052).

FEATURES AND APPLICATIONS

RMD-US retaining magnets are unshielded round magnets.
They are mostly attached by gluing.
When used without air gap, RMD-US unshielded magnets have lower adhesive forces than the magnet systems RMD (see page 762) in which magnetic shielding increases enormously the intensity of the adhesive force acting on the surface.



11/2024

Models all rights reserved in accordance with the law. Always mention the source when reproducing our drawings and photos.

Conversion Table *1 mm = 0.039 inch*			
D		D	
mm	inch	mm	inch
8	**0.31**	32	**1.25**
10	**0.39**	35	**1.37**
12	**0.47**	38	**1.48**
15	**0.59**	40	**1.56**
17	**0.66**	48	**1.87**
18	**0.70**	56	**2.18**
24	**0.94**		

RMD-US-ND (d1)
RMD-US-SC (d1)

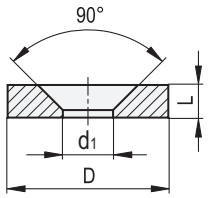

RMD-US-ND (d2)
RMD-US-SC (d2)

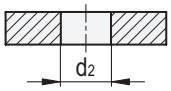

METRIC

RMD-US-SC (d1)

Code	Description	D±0.1	L±0.1	d1	Nominal adhesive forces* [N]	⚖
501369	RMD-US-SC-12-3,5-3	12	3	3.5 ±0.1	15	2.4
501370	RMD-US-SC-15-4,5-3,5	15	3.5	4.5 ±0.1	21	4
501376	RMD-US-SC-18-4,5-4	18	4	4.5 ±0.1	30	7.5
501377	RMD-US-SC-24-5,5-4	24	4	5.5 ±0.1	56	13
501378	RMD-US-SC-32-5,5-4	32	4	5.5 ±0.1	72	25

RMD-US-SC (d2)

Code	Description	D±0.1	L±0.1	d2	d2	Nominal adhesive forces* [N]	⚖
501371	RMD-US-SC-15-8-3.5	15	3.5	8 ±0.1	8 ±0.1	23	4
501372	RMD-US-SC-18-8-4	18	4	8 ±0.1	8 ±0.1	31	8
501373	RMD-US-SC-24-11.5-4	24	4	11.5 ±0.1	11.5 ±0.1	51	13
501374	RMD-US-SC-32-10-4	32	4	10 ±0.1	10 ±0.1	67	28

RMD-US-ND (d1)

Code	Description	D	L±0.1	d1	Nominal adhesive forces* [N]	⚖
501481	RMD-US-ND-8-2,5-3	8 ±0.1	3	2.6 ±0.1	7	1
501482	RMD-US-ND-10-3,5-3	10 ±0.1	3	3.5 ±0.1	11	1.4
501361	RMD-US-ND-12-3.5-3	12 ±0.1	3	3.5 ±0.1	18	3
501362	RMD-US-ND-15-4.5-3.5	15 ±0.1	3.5	4.5 ±0.1	29	5
501483	RMD-US-ND-17-4,5-5	17 ±0.1	5	4.5 ±0.1	50	7.6
501363	RMD-US-ND-18-4.5-4	18 ±0.1	4	4.5 ±0.1	41	8
501364	RMD-US-ND-24-5.5-4	24 ±0.1	4	5.5 ±0.1	66	15

RMD-US-ND (d2)

Code	Description	D	L±0.1	d2	d2	Nominal adhesive forces* [N]	⚖
501354	RMD-US-ND-8-4,5-3	8 ±0.1	3	4.5 ±0.1	4.5 ±0.1	5.5	1
501355	RMD-US-ND-10-4,5-3	10 ±0.1	3	4.5 ±0.1	4.5 ±0.1	12	1.5
501356	RMD-US-ND-12-4,5-3	12 ±0.1	3	4.5 ±0.1	4.5 ±0.1	18	2.5
501357	RMD-US-ND-15-6-3,5	15 ±0.1	3.5	6 ±0.1	6 ±0.1	25	4
501358	RMD-US-ND-20,8-14,8-6	22.8 ±0.1	6	14.8 ±0.1	14.8 ±0.1	55	7.5
501359	RMD-US-ND-22-16,5-6	22 ±0.1	6	16.5 ±0.1	16.5 ±0.1	49	7.5
501360	RMD-US-ND-24-9,5-4	24 ±0.1	4	9.5 ±0.1	9.5 ±0.1	68	11
501365	RMD-US-ND-32-10.5-2	32 ±0.1	2	10.5 ±0.1	10.5 ±0.1	42	12
501484	RMD-US-ND-35-19-4,5	35 ±0.1	4.5	19 ±0.1	19 ±0.1	110	23
501366	RMD-US-ND-38-12-4	38 ±0.1	4	12 ±0.1	12 ±0.1	110	46
501485	RMD-US-ND-40-12,5-4	40 ±0.1	4.5	12.5 ±0.1	12.5 ±0.1	126	35
501367	RMD-US-ND-48-15-5	48 ±0.2	5	15 ±0.1	15 ±0.1	165	83
501368	RMD-US-ND-56-15-6	56 ±0.2	6	15 ±0.1	15 ±0.1	230	138

* The values of the nominal adhesive forces are approximate and refer to magnetic properties of laboratory samples.

Models all rights reserved in accordance with the law. Always mention the source when reproducing our drawings and photos.

Conversion Table *1 mm = 0.039 inch*			
D		D	
mm	inch	mm	inch
13.6	**0.53**	36	**1.40**
17.2	**0.67**	40	**1.56**
19.8	**0.77**	45	**1.76**
20	**0.78**	51	**1.99**
21.8	**0.85**	55	**2.15**
26	**1.01**	69.8	**2.72**
28	**1.09**	72	**2.81**
31	**1.21**	86	**3.35**
32	**1.25**	102	**3.98**
35.5	**1.38**		

RMD-US-HF (d1)

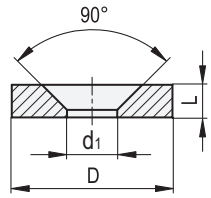

RMD-US-HF (d2)

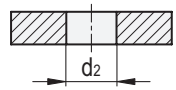

RMD-US-HF (d1) METRIC

Code	Description	D	L	d1	Nominal adhesive forces* [N]	⚖
501451	RMD-US-HF-13,6-3,5-3,9	13.6 ±0.3	3.9 ±0.1	3.5 ±0.1	2.5	2
501452	RMD-US-HF-17,2-4,1-5,3	17.2 ±0.3	5.3 ±0.1	4.1 +0.4/0	5	5
501455	RMD-US-HF-21,8-5,5-6	21.8 ±0.4	6 ±0.1	5.5 ±0.2	8.5	10
501457	RMD-US-HF-28-5,5-6	28 ±0.5	6 ±0.1	5.5 ±0.3	13	17
501458	RMD-US-HF-31-5,3-15	31 ±0.8	15 ±0.5	5.3 +0.3/0	24	53
501460	RMD-US-HF-35,5-5,5-6,5	35.5 0/-0.8	6.5 ±0.1	5.5 ±0.2	18	30

RMD-US-HF (d2)

Code	Description	D	L	d2	d2	Nominal adhesive forces* [N]	⚖
501453	RMD-US-HF-19,8-10-4,3	19.8 ±0.2	4.3 ±0.1	10 ±0.2	10 ±0.2	5	4
501454	RMD-US-HF-20-6,5-5	20 ±0.1	5 ±0.1	6.5 ±0.2	6.5 ±0.2	5.5	6
501456	RMD-US-HF-26-15-3,8	26 ±0.4	3.8 ±0.1	15 ±0.3	15 ±0.3	6.5	6
501459	RMD-US-HF-32-12,2-8	32 ±0.2	8 ±0.2	12.2 +1/0	12.2 +1/0	15.5	26
501461	RMD-US-HF-35,5-6,5-9,5	35.5 ±0.7	9.5 ±0.1	6.5 ±0.3	6.5 ±0.3	20	44
501462	RMD-US-HF-36-18-8	36 ±0.3	8 ±0.1	18 ±0.5	18 ±0.5	17	22
501463	RMD-US-HF-40-19-7,5	40 ±0.8	7.5 +0.1	19 ±0.4	19 ±0.4	26	36
501464	RMD-US-HF-45-22-8,5	45 0/-0.8	8.5 ±0.1	22 ±0.4	22 ±0.4	28	51
501465	RMD-US-HF-51-24-9	51 ±1.1	9 ±0.1	24 ±0.5	24 ±0.5	30	72
501466	RMD-US-HF-55-24-8	55 ±1.1	8 ±0.1	24 ±0.5	24 ±0.5	30	74
501467	RMD-US-HF-55-24-12	55 ±1.1	12 ±0.1	24 ±0.5	24 ±0.5	35	125
501468	RMD-US-HF-70-15-15	69.8 ±1	15 ±0.1	14.8 ±0.4	14.8 ±0.4	75	265
501469	RMD-US-HF-72-32-15	72 ±1.2	15 ±0.1	32 ±0.5	32 ±0.5	53	235
501470	RMD-US-HF-72-32-8	72 ±0.2	8 ±0.1	32 ±0.5	32 ±0.5	32	126
501471	RMD-US-HF-86-34-18	86 ±1.2	18 +0.1/-1	34 ±0.5	34 ±0.5	106	410
501472	RMD-US-HF-102-51-20	102 ±0.2	20 ±0.1	51 ±1	51 ±1	145	588

* The values of the nominal adhesive forces are approximate and refer to magnetic properties of laboratory samples.

Models all rights reserved in accordance with the law. Always mention the source when reproducing our drawings and photos.