METRIC

COVERING
Mould-on polyurethane, hardness 90 Shore A, dark grey, anti-trace.
Electrical resistivity < 10^9 Ω.

WHEEL CENTRE BODY
Pressure die-cast aluminium.

ROLLING ACTION
Hub with stainless steel shielded ball bearings.
Ideal solution for heavy loads and continuous moving.

FIXED PLATE BRACKET
AISI 304 stainless steel sheet, the bracket is designed to withstand loads up to 3000N.

TURNING PLATE BRACKET
AISI 304 stainless steel sheet, the bracket is designed to withstand loads up to 3000N.
The presence of a double ball race and direct contact between the plate and the ball race ring with built-in pin ensure excellent manoeuvrability.
Does not require maintenance.
It consists of (see Fig.1):
1. fitting plate: AISI 304 stainless steel sheet;
2. fork: AISI 304 stainless steel sheet;
3. ball race ring: AISI 304 stainless steel sheet;
4. central pin: incorporated in the plate, cold reflanged;
5. rotation system: dual grease-lubricated ball race;
6. dust seal: blue technopolymer, available only for SSL and SSF executions.

BRAKE
Total brake that locks the wheel and bracket rotation.
The optimised dimensions and the retractable pedal ensure minimal space occupied and maximum actuation ease.
Hardened carbon steel spring.
The trolley must be turned to use the device.
The brake is simple and effective to use: it is actuated and released by a simple action from the top downward at the tip of two separate pedals, thus ensuring the utmost manoeuvring comfort.

STANDARD EXECUTIONS
- **PXL**: fixed plate bracket, without brake.
- **SXL**: turning plate bracket, without brake.
- **SXF**: turning plate bracket, with brake.
- **FXL**: turning plate bracket and centre pass-through hole, without brake.
- **FXF**: turning plate bracket and centre pass-through hole, with brake.

APPLICATIONS
Excellent rolling resistance and elasticity features, high wear and tearing resistance.
For further information see wheel technical data sheet RE.F5-ESD (see page 1251).

FEATURES AND APPLICATIONS
The special polyurethane with electrical resistivity <10^9 Ω prevents the accumulation of electrostatic charge. RE.F5-SST-N-ESD wheels are therefore suitable for applications in "ESD PROTECTED AREAS" where all components sensitive to electrostatic discharges must be treated with the minimum risk of damage.
The electrical specifications meet the requirements of the ISO 22878:2004 standard. The electrical resistivity values indicated have been measured in the temperature range 18-25°C (as per regulations). For environments with operating temperatures below 10°C, contact ELESA sales service.
The use of stainless steel bearings and supports greatly reduces the possibility of sparks being created during handling.









Fig.1

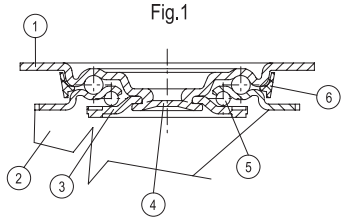

8/2025

Models all rights reserved in accordance with the law. Always mention the source when reproducing our drawings and photos.

RE.F5-PXL-SST-N

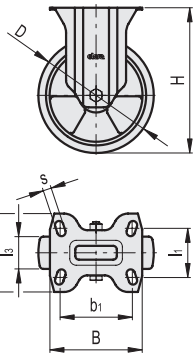

RE.F5-SXL-SST-N

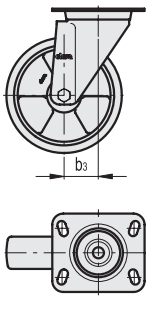

RE.F5-SXF-SST-N

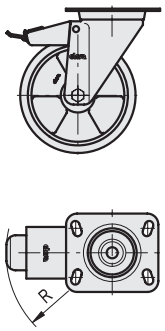

RE.F5-FXL-SST-N

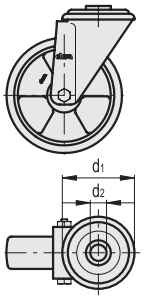

RE.F5-FXF-SST-N

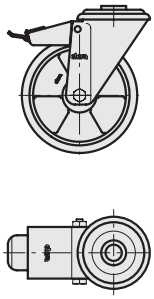

Conversion Table
1 mm = 0.039 inch

D	
mm	inch
80	3.12
100	3.94
125	4.92
150	5.91
200	7.87

INOX STAINLESS STEEL METRIC

RE.F5-PXL-SST-N-ESD

Code	Description	D	l1	l2	l3	H	B	L	s	b1	b2	Rolling resistance# [N]	Dynamic carrying capacity# [N]	⚖
451491-ESD	RE.F5-080-PXL-SST-N-ESD	80	45	60	25	107	100	85	9	75	80	1500	1700	520
451493-ESD	RE.F5-100-PXL-SST-N-ESD	100	45	60	30	128	100	85	9	75	80	2250	2000	690
451495-ESD	RE.F5-125-PXL-SST-N-ESD	125	45	60	35	156	100	85	9	75	80	2800	2200	890
451497-ESD	RE.F5-150-PXL-SST-N-ESD	150	73	87	40	194	140	110	11	105	105	3300	3000	2040
451499-ESD	RE.F5-200-PXL-SST-N-ESD	200	73	87	50	240	140	110	11	105	105	3600	3000	2760

RE.F5-SXL-SST-N-ESD

Code	Description	D	l1	l2	l3	H	B	L	s	b1	b2	b3	Rolling resistance# [N]	Dynamic carrying capacity# [N]	⚖
451572-ESD	RE.F5-080-SXL-SST-N-ESD	80	45	60	25	107	100	85	9	75	80	40	1500	1700	720
451573-ESD	RE.F5-100-SXL-SST-N-ESD	100	45	60	30	128	100	85	9	75	80	35	2250	2000	940
451575-ESD	RE.F5-125-SXL-SST-N-ESD	125	45	60	35	156	100	85	9	75	80	37	2800	2200	1140
451577-ESD	RE.F5-150-SXL-SST-N-ESD	150	73	87	40	194	140	110	11	105	105	56	3300	3000	2340
451579-ESD	RE.F5-200-SXL-SST-N-ESD	200	73	87	50	240	140	110	11	105	105	56	3600	3000	3050

RE.F5-SXF-SST-N-ESD

Code	Description	D	l1	l2	l3	H	B	L	s	b1	b2	b3	R	Rolling resistance# [N]	Dynamic carrying capacity# [N]	⚖
451631-ESD	RE.F5-080-SXF-SST-N-ESD	80	45	60	25	107	100	85	9	75	80	40	120	1500	1700	910
451633-ESD	RE.F5-100-SXF-SST-N-ESD	100	45	60	30	128	100	85	9	75	80	35	120	2250	2000	1080
451635-ESD	RE.F5-125-SXF-SST-N-ESD	125	45	60	35	156	100	85	9	75	80	37	120	2800	2200	1280
451637-ESD	RE.F5-150-SXF-SST-N-ESD	150	73	87	40	194	140	110	11	105	105	56	156	3300	3000	2630
451639-ESD	RE.F5-200-SXF-SST-N-ESD	200	73	87	50	240	140	110	11	105	105	56	156	3600	3000	3250

RE.F5-FXL-SST-N-ESD

Code	Description	D	d1	d2	l3	H	b3	Rolling resistance# [N]	Dynamic carrying capacity# [N]	⚖
451881-ESD	RE.F5-080-FXL-SST-N-ESD	80	73	12	25	107	40	1500	1700	650
451883-ESD	RE.F5-100-FXL-SST-N-ESD	100	73	12	30	128	35	2250	2000	880
451885-ESD	RE.F5-125-FXL-SST-N-ESD	125	73	12	35	156	37	2800	2200	1080
451887-ESD	RE.F5-150-FXL-SST-N-ESD	150	102	20	40	188	56	3300	3000	2200
451889-ESD	RE.F5-200-FXL-SST-N-ESD	200	102	20	50	236	56	3600	3000	2950

RE.F5-FXF-SST-N-ESD

Code	Description	D	d1	d2	l3	H	b3	R	Rolling resistance# [N]	Dynamic carrying capacity# [N]	⚖
451919-ESD	RE.F5-080-FXF-SST-N-ESD	80	73	12	25	107	40	120	1500	1700	885
451920-ESD	RE.F5-100-FXF-SST-N-ESD	100	73	12	30	128	35	120	2250	2000	1020
451922-ESD	RE.F5-125-FXF-SST-N-ESD	125	73	12	35	156	37	120	2800	2200	1220
451923-ESD	RE.F5-150-FXF-SST-N-ESD	150	102	20	40	188	56	156	3300	3000	2490
451925-ESD	RE.F5-200-FXF-SST-N-ESD	200	102	20	50	236	56	156	3600	3000	3240

For rolling resistance and dynamic carrying capacity see Technical data (on page 1296).

Models all rights reserved in accordance with the law. Always mention the source when reproducing our drawings and photos.