Oil level sight glasses

with flat packing ring, technopolymer

PA-T RoHS +100° -30°

MATERIAL
Transparent polyamide based (PA-T) technopolymer. Avoid contact with alcohol or detergents containing alcohol.

PACKING RING
NBR synthetic rubber.

STANDARD EXECUTIONS
- **HFTX.**: with matte anodised aluminium star-shaped contrast screen with red central level point.
- **HFTX/SL**: without contrast screen.

MAXIMUM CONTINUOUS WORKING TEMPERATURE
100°C.

FEATURES
The particular shape of the magnifying lens increases and improves visibility even from side positions.

TECHNICAL DATA
The tightening torque indicated in the table guarantees an optimal tightness, keeping the packing ring in the correct position.

NOTE
For use with other fluids with special additives, please contact ELESA Sales Department.

ACCESSORIES ON REQUEST
Brass nut type GH for fitting to reservoirs with wall thickness smaller than 5 mm.



ELESA Original design

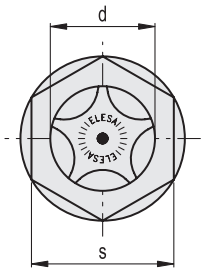

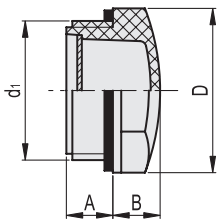

HFTX.

Code	Description	d_1	A	B	D	d	s	Tightening torque [Nm]	⚖
13641	HFTX.9-M14x1.5	M14x1.5	10	6	18	9	15	2÷3	3
13661	HFTX.11-M16x1.5	M16x1.5	8	7	22	11	19	2÷3	3
13675	HFTX.12-M18x1.5	M18x1.5	8.5	8	26	11	22	4÷6	6
13681	HFTX.14-M20x1.5	M20x1.5	9.5	8	26	14	22	4÷6	5
13695	HFTX.15-M22x1.5	M22x1.5	10.5	9	31.5	14	27	4÷6	9
13701	HFTX.18-M25x1.5	M25x1.5	8	9	31.5	18	27	6÷8	7
13711	HFTX.19-M27x1.5	M27x1.5	9	9	31.5	20	27	6÷8	7
13726	HFTX.21-M26x1.5	M26x1.5	13	9	31.5	18	27	6÷8	8
13731	HFTX.22-M30x1.5	M30x1.5	9	10	35	22	30	6÷8	8
13751	HFTX.26-M35x1.5	M35x1.5	11	10	40	25	34	8÷10	14
13771	HFTX.31-M40x1.5	M40x1.5	11.5	13	47	30	40.5	8÷10	23
13651	HFTX.9-G1/4	G 1/4	10	6	18	9	15	2÷3	3
13671	HFTX.12-G3/8	G 3/8	7.5	7	22	11	19	3÷5	4
13691	HFTX.15-G1/2	G 1/2	10.5	8	26	14	22	4÷6	5
13721	HFTX.20-G3/4	G 3/4	10.5	9	31.5	20	27	6÷8	7
13741	HFTX.24-G1	G 1	11	10	40	25	34	8÷10	13
13761	HFTX.30-G1.1/4	G1 1/4	11.5	13	47	30	40.5	8÷10	23
13781	HFTX.35-G1.1/2	G1 1/2	13	13	56	35	48	10÷12	31
13791	HFTX.47-G2	G2	14	16	67	47	58	10÷12	48

elesa 11/2026

Models all rights reserved in accordance with the law. Always mention the source when reproducing our drawings and photos.

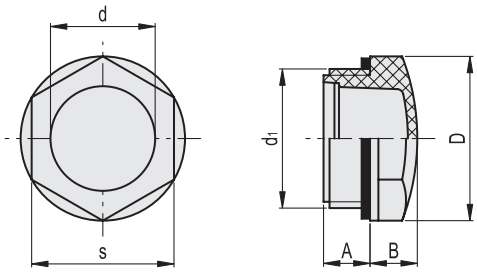

HFTX/SL

Code	Description	d_1	A	B	D	d	s	Tightening torque [Nm]	⚖
13646	HFTX.9/SL-M14x1.5	M14x1.5	10	6	18	9	15	2÷3	2
13666	HFTX.11/SL-M16x1.5	M16x1.5	8	7	22	11	19	2÷3	3
13678	HFTX.12/SL-M18x1.5	M18x1.5	8.5	8	26	11	22	4÷6	5
13686	HFTX.14/SL-M20x1.5	M20x1.5	9.5	8	26	14	22	4÷6	5
13698	HFTX.15/SL-M22x1.5	M22x1.5	10.5	9	31.5	14	27	4÷6	8
13706	HFTX.18/SL-M25x1.5	M25x1.5	8	9	31.5	18	27	6÷8	7
13716	HFTX.19/SL-M27x1.5	M27x1.5	9	9	31.5	20	27	6÷8	7
13728	HFTX.21/SL-M26x1.5	M26x1.5	13	9	31.5	18	27	6÷8	8
13736	HFTX.22/SL-M30x1.5	M30x1.5	9	10	35	22	30	6÷8	8
13756	HFTX.26/SL-M35x1.5	M35x1.5	11	10	40	25	34	8÷10	13
13776	HFTX.31/SL-M40x1.5	M40x1.5	11.5	13	47	30	40.5	8÷10	22
13656	HFTX.9/SL-G1/4	G 1/4	10	6	18	9	15	2÷3	2
13676	HFTX.12/SL-G3/8	G 3/8	7.5	7	22	11	19	3÷5	3
13696	HFTX.15/SL-G1/2	G 1/2	10.5	8	26	14	22	4÷6	5
13727	HFTX.20/SL-G3/4	G 3/4	10.5	9	31.5	20	27	6÷8	6
13746	HFTX.24/SL-G1	G 1	11	10	40	25	34	8÷10	12
13766	HFTX.30/SL-G1.1/4	G1 1/4	11.5	13	47	30	40.5	8÷10	22
13786	HFTX.35/SL-G1.1/2	G1 1/2	13	13	56	35	48	10÷12	30
13796	HFTX.47/SL-G2	G2	14	16	67	47	58	10÷12	45

Models all rights reserved in accordance with the law. Always mention the source when reproducing our drawings and photos.