




















- 1 
- 2 
- 3 
- 4 
- 5 
- 6 
- 7 
- 8 
- 9 
- 10 
- 11 
- 12 
- 13 
- 14 
- 15 
- 16 
- 17 
- 18 
- 19 

MATERIAL

Polyamide-based (PA) technopolymer, black colour RAL 9005, matte finish.

ELASTIC FORK

Acetal-based technopolymer (POM), black colour.

PACKING RINGS

Two NBR synthetic rubber O-rings.

FLAT DIPSTICK

Flat section phosphatised steel.
On request and for sufficient quantities dipstick can be supplied in different lengths and/or complete with MAX-MIN level lines.

STANDARD EXECUTIONS

- **TP-C+a-RC**: without side hole.
- **TP-CF+a-RC**: with side breather hole.

MAXIMUM CONTINUOUS WORKING TEMPERATURE

60°C.

GRAPHIC SYMBOL "FILL"

According to DIN regulations.

MOUNTING

Push-fit avoids the need to screw/unscrew.

FEATURES AND APPLICATIONS

Suitable for use when it is necessary to avoid the loss of the cap. The elastic fork, housed in the special groove of the cap, can rotate freely.

ACCESSORIES ON REQUEST

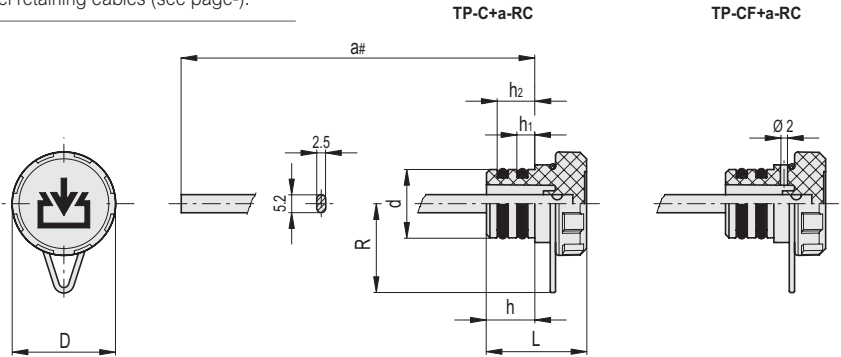
- CT-S: technopolymer and stainless steel ball chains (see page-).
- GN 111 stainless steel and brass ball chains (see page-).
- CV-T polyethylene and stainless steel retaining cables (see page-).
- GN 111.2 stainless steel retaining cables (see page-).
- GN 111.4 polyurethane and stainless steel spiral retaining cables (see page-).
- GN 111.8 AISI 316 stainless steel retaining cables (see page-).



ELESA Original design

Conversion Table
1 mm = 0.039 inch

d+0.2	
mm	inch
18	0.71
20	0.79
26	1.02



TP-C+a-RC

METRIC

Code	Description	D	d	a#	h	L	R	h1	h2	Mounting hole d+0.2	△
60505-C9	TP-C.18+A-RC-C9	26	18	189	13	28	22.5	4.5	10	18	34
60515-C9	TP-C.20+A-RC-C9	30	20	189	14	29	24	5	11	20	37
60535-C9	TP-C.26+A-RC-C9	35	26	189	14	29.5	26.5	5	11	26	39

TP-CF+a-RC

METRIC

Code	Description	D	d	a#	h	L	R	h1	h2	Mounting hole d+0.2	△
60545-C9	TP-CF.18+A-RC-C9	26	18	189	13	28	22.5	4.5	10	18	34
60555-C9	TP-CF.20+A-RC-C9	30	20	189	14	29	24	5	11	20	37
60575-C9	TP-CF.26+A-RC-C9	35	26	189	14	29.5	26.5	5	11	26	39

You can choose lengths other than the standard option and/or add MAX-MIN level markings. To request customization, select an item and follow the wizard on the web.