

- 1
- 2
- 3
- 4
- 5
- 6
- 7
- 8
- 9
- 10
- 11
- 12
- 13
- 14
- 15
- 16
- 17
- 18
- 19

**MATERIAL**

- Cover: steel sheet, with chrome plating superficial treatment.
- Flange: zinc-plated steel sheet.
- Threaded connector: zinc-plated steel.

**PACKING RING**

NBR synthetic rubber flat washer.

**RING-SHAPED AIR FILTER**

Tech-foam 10 µ or 40 µ.

**FILTER SETTING SPRING**

Zinc-plated steel.

**STANDARD EXECUTIONS**

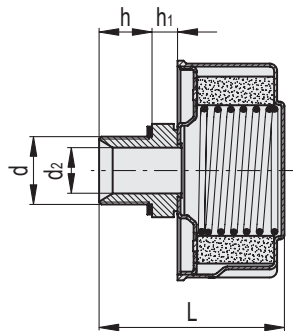
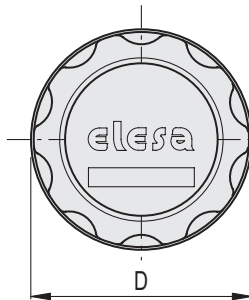
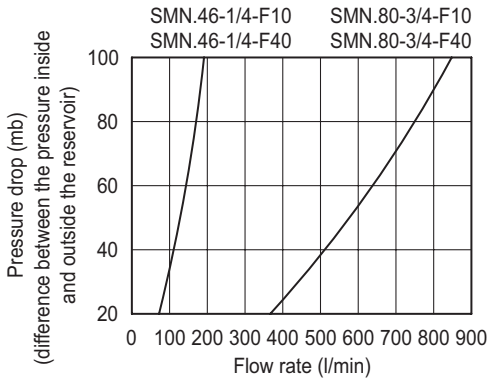
- **SMN-F10:** mesh size 10 µ.
- **SMN-F40:** mesh size 40 µ.

**MAXIMUM CONTINUOUS WORKING TEMPERATURE**

100°C.

**TECHNICAL DATA**

Air flow rate for the different executions of breather caps can be obtained from the diagram on the basis of the difference of air pressure inside and outside the reservoir.



**Conversion Table**  
1 mm = 0.039 inch

D	
mm	inch
47	1.83
81	3.16

**SMN-F10**

Code	Description	D	d	L	d2	h	h1	⚖
156832	SMN.46-1/4-F10	47	G 1/4	53	7	10	6	69
156882	SMN.80-3/4-F10	81	G 3/4	69	17	16	11	265

**SMN-F40**

Code	Description	D	d	L	d2	h	h1	⚖
156833	SMN.46-1/4-F40	47	G 1/4	53	7	10	6	69
156883	SMN.80-3/4-F40	81	G 3/4	69	17	16	11	265