

- 1
- 2
- 3
- 4
- 5
- 6
- 7
- 8
- 9
- 10
- 11
- 12
- 13
- 14
- 15
- 16
- 17
- 18
- 19

MATERIAL

- Polyamide based (PA) technopolymer.
- Cover: RAL 2004 orange, semi-matte finish, with graphic symbol "valve".
 - Threaded connector: black colour, semi-matte finish.
 - Zinc-plated steel sheet bayonet. Chrome-plated steel safety chain.

PACKING RING

NBR synthetic rubber.

OVERPRESSURE VALVE

Technopolymer with NBR synthetic rubber O-ring and stainless steel spring.
Set at around 0.350 bar.

SUCTION VALVE

Technopolymer with NBR synthetic rubber O-ring and stainless steel spring. Set at around 0.030 bar.

RING-SHAPED AIR FILTER

"Tech-foam" polyurethane foam mesh (polyester base), air filtration 40 µ.

MAXIMUM CONTINUOUS WORKING TEMPERATURE

100°C.

FEATURES

The use of SFW-BA breather caps which create a pressure plenum chamber right above the oil level within tested limit conditions, in order to avoid any reservoir deformation, offers the following advantages:

- reduces reservoir air volume intake keeping clean oil and filter;
- it improves suction pump action under working conditions reducing cavitation phenomenon;
- prevents fluid leakage when the system is part of a mobile unit;
- it reduces foam in fluid.

TECHNICAL DATA

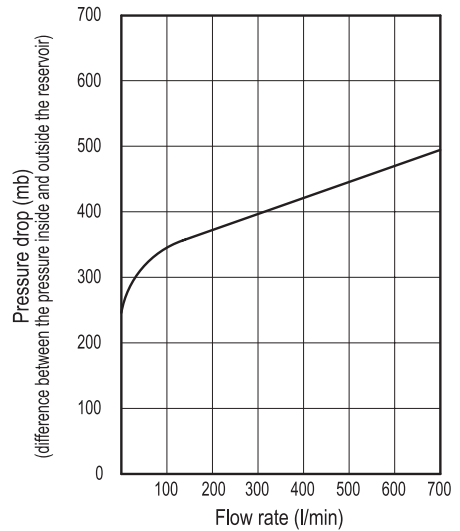
Air flow rate for the different executions of breather caps can be obtained from the diagram on the basis of the difference of air pressure inside and outside the reservoir.

SPECIAL EXECUTIONS ON REQUEST

- Black colour cover.
- Overpressure valve set at 0.700 bar.

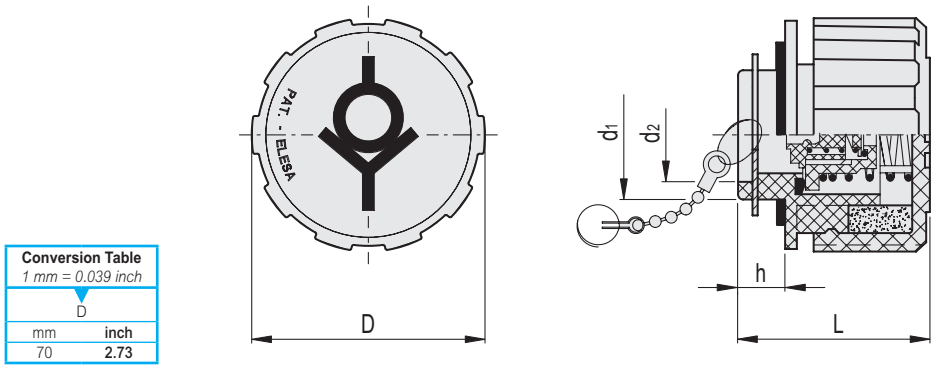
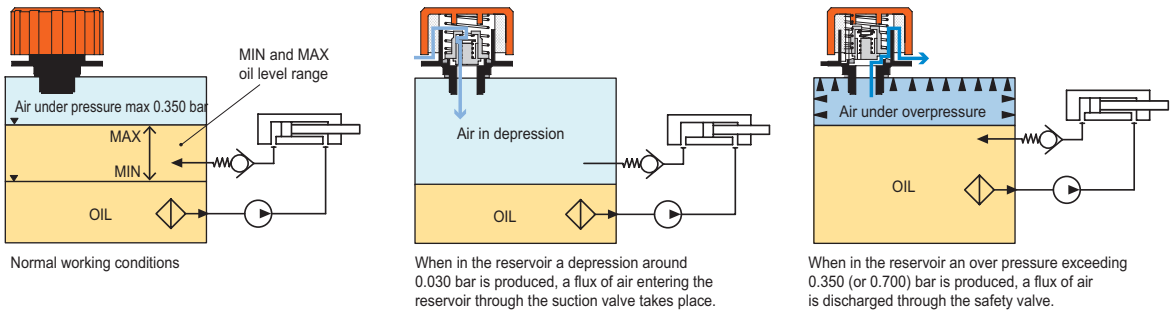


ELESA Original design



- 1
- 2
- 3
- 4
- 5
- 6
- 7
- 8
- 9
- 10
- 11
- 12
- 13
- 14
- 15
- 16
- 17
- 18
- 19

SFW. pressurised breather cap functioning in a hydraulic circuit



Conversion Table	
1 mm = 0.039 inch	
D	
mm	inch
70	2.73

Code	Description	D	L	d1	d2	h	
54941	SFW.70-BA+F-350 mb	70	56	39	30	14	105

METRIC