

- 1
- 2
- 3
- 4
- 5
- 6
- 7
- 8
- 9
- 10
- 11
- 12
- 13
- 14
- 15
- 16
- 17
- 18

BASE

Glass-fibre reinforced polyamide based (PA) technopolymer, black colour, matte finish.

DAMPING ELEMENT

Polyurethane-based rubber (PUR), natural colour, hardness 50 Shore A.

ARTICULATED STEM

Threaded AISI 304 stainless steel with adjusting square.

FEATURES

Have been designed to damp vibrations, shocks and noises produced by moving bodies or non-balanced vibrating masses of equipment and machines which can cause:

- malfunctioning and reduction of the machine lifespan and/or of the adjacent ones;
- damage to operator's health;
- noise.

ORDER INFORMATION

The levelling feet are supplied unassembled to make carriage and storage easier. The components (base and stem) are supplied in separate packing: less volume taken and better protection from scratches and dirt.

To order bases and stems separately, see:

- table of possible combinations Bases/Stems (see page 839).
- the codes of the Bases (see page 836).
- the codes of the Stems (see page 840).

TECHNICAL DATA AND GUIDELINES FOR THE CHOICE

The maximum static load value shown in the table indicates the static load for a specific load of 0.4 N/mm² to which the damping element can be subjected in order to have optimal vibration absorption.

The table shows also the values (l₂) of elastic deformation with a load of max 0.6 N/mm² in case of a dynamic load.

The effectiveness of the damping depends on the ratio between the disturbance frequency of the machine and the natural frequency of the damping foot.

The natural frequency of the base depends on the material, the geometry, and the specific load [N/mm²] to which it is subjected.

The specific load is obtained by dividing the applied load by the support area of the damping element.

Once the specific load is known, the natural frequency of the foot can be obtained from the graph in figure 1.

The damping starts when the ratio between the disturbance frequency of the machine and the natural frequency of the damping foot is greater than √2. The greater the difference between the interference frequency of the machine and the natural frequency of the foot, the greater the damping (see figure 2).

Example:

1. Expected load on the foot = 150 N
2. Specific load LSQ.VA-32 = 150/239 = 0.63 N/mm²
3. Specific load LSQ.VA-40 = 150/452 = 0.33 N/mm²
4. LSQ.VA-40 is therefore chosen as the specific load of the example is less than 0.4 N/mm², which is the optimal damping value.
5. Entering the graph in figure 1 with a specific load of 0.33 N/mm² we obtain a natural frequency of 26 Hz (curve LSQ.VA-40).
6. Entering the graph in figure 2, with 26 Hz, the chosen foot will start to dampen frequencies greater than 32 Hz.
A damping of 69% is obtained for a machine frequency of 61 Hz.
A damping of 92% is obtained for a machine frequency of 85 Hz.

ACCESSORIES ON REQUEST

Zinc-plated steel nut (see Nuts NT. on page 835).



ELESA Original design

Fig.1

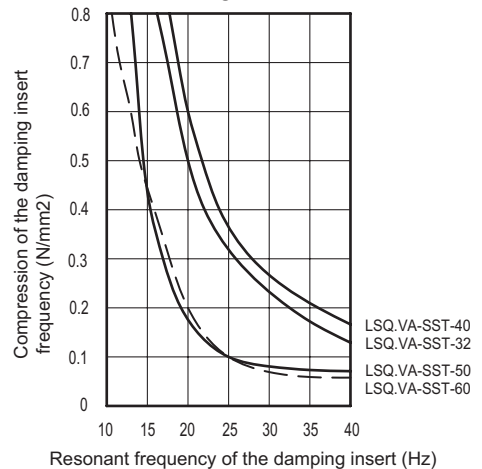
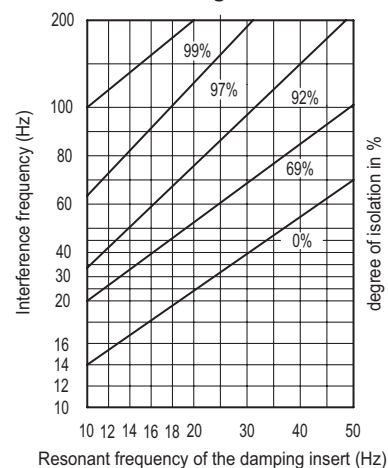
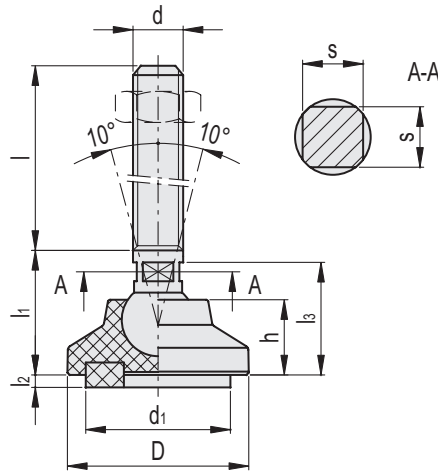


Fig.2





Conversion Table	
1 mm = 0.039 inch	
D	
mm	inch
32	1.25
40	1.56
50	1.95
60	2.34

INOX STAINLESS STEEL **METRIC**

Code	Description	D	d	d1	l	l1	l2	l3	h	s	Articulation Ø	Area damping insert			Max. limit static load* [N]	⚠	
												0	0.4	0.6			
												[N/mm ²]	[N/mm ²]	[N/mm ²]			
360092	LSQ.VA-32-8.5-SST-M8x48	32	M8	23.1	48	23	5.3	21.5	15	7	8.5	5.3	4.8	4.6	239	96	32
360094	LSQ.VA-32-8.5-SST-M8x73	32	M8	23.1	73	23	5.3	21.5	15	7	8.5	5.3	4.8	4.6	239	96	42
360102	LSQ.VA-32-8.5-SST-M10x48	32	M1023.1	48	23	5.3	21.5	15	7	7	8.5	5.3	4.8	4.6	239	96	39
360104	LSQ.VA-32-8.5-SST-M10x73	32	M1023.1	73	23	5.3	21.5	15	7	7	8.5	5.3	4.8	4.6	239	96	55
360106	LSQ.VA-32-8.5-SST-M10x103	32	M1023.1	103	23	5.3	21.5	15	7	7	8.5	5.3	4.8	4.6	239	96	73
360112	LSQ.VA-32-8.5-SST-M12x48	32	M1223.1	48	23	5.3	21.5	15	9	8.5	8.5	5.3	4.8	4.6	239	96	50
360114	LSQ.VA-32-8.5-SST-M12x73	32	M1223.1	73	23	5.3	21.5	15	9	8.5	8.5	5.3	4.8	4.6	239	96	72
360116	LSQ.VA-32-8.5-SST-M12x103	32	M1223.1	103	23	5.3	21.5	15	9	8.5	8.5	5.3	4.8	4.6	239	96	103
360132	LSQ.VA-32-14-SST-M16x68	32	M1623.1	68	24	5.3	22.5	15	12	14	14	5.3	4.8	4.6	239	96	108
360134	LSQ.VA-32-14-SST-M16x108	32	M1623.1	108	24	5.3	22.5	15	12	14	14	5.3	4.8	4.6	239	96	172
360136	LSQ.VA-32-14-SST-M16x148	32	M1623.1	148	24	5.3	22.5	15	12	14	14	5.3	4.8	4.6	239	96	236
360138	LSQ.VA-32-14-SST-M16x168	32	M1623.1	168	24	5.3	22.5	15	12	14	14	5.3	4.8	4.6	239	96	268
360192	LSQ.VA-40-8.5-SST-M8x48	40	M8	30	48	25	6	23.5	17	7	8.5	6	5.6	5.4	452	180	40
360194	LSQ.VA-40-8.5-SST-M8x73	40	M8	30	73	25	6	23.5	17	7	8.5	6	5.6	5.4	452	180	50
360202	LSQ.VA-40-8.5-SST-M10x48	40	M10	30	48	25	6	23.5	17	7	8.5	6	5.6	5.4	452	180	47
360204	LSQ.VA-40-8.5-SST-M10x73	40	M10	30	73	25	6	23.5	17	7	8.5	6	5.6	5.4	452	180	63
360206	LSQ.VA-40-8.5-SST-M10x103	40	M10	30	103	25	6	23.5	17	7	8.5	6	5.6	5.4	452	180	81
360212	LSQ.VA-40-8.5-SST-M12x48	40	M12	30	48	25	6	23.5	17	9	8.5	6	5.6	5.4	452	180	58
360214	LSQ.VA-40-8.5-SST-M12x73	40	M12	30	73	25	6	23.5	17	9	8.5	6	5.6	5.4	452	180	80
360216	LSQ.VA-40-8.5-SST-M12x103	40	M12	30	103	25	6	23.5	17	9	8.5	6	5.6	5.4	452	180	111
360232	LSQ.VA-40-14-SST-M16x68	40	M16	30	68	25	6	23.5	17	12	14	6	5.6	5.4	452	180	116
360234	LSQ.VA-40-14-SST-M16x108	40	M16	30	108	25	6	23.5	17	12	14	6	5.6	5.4	452	180	180
360236	LSQ.VA-40-14-SST-M16x148	40	M16	30	148	25	6	23.5	17	12	14	6	5.6	5.4	452	180	244
360238	LSQ.VA-40-14-SST-M16x168	40	M16	30	168	25	6	23.5	17	12	14	6	5.6	5.4	452	180	276
360292	LSQ.VA-50-8.5-SST-M8x48	50	M8	40	48	27	6	25.5	19	7	8.5	6	5	4.7	1000	400	51
360294	LSQ.VA-50-8.5-SST-M8x73	50	M8	40	73	27	6	25.5	19	7	8.5	6	5	4.7	1000	400	61
360302	LSQ.VA-50-8.5-SST-M10x48	50	M10	40	48	27	6	25.5	19	7	8.5	6	5	4.7	1000	400	58
360304	LSQ.VA-50-8.5-SST-M10x73	50	M10	40	73	27	6	25.5	19	7	8.5	6	5	4.7	1000	400	74
360306	LSQ.VA-50-8.5-SST-M10x103	50	M10	40	103	27	6	25.5	19	7	8.5	6	5	4.7	1000	400	92
360312	LSQ.VA-50-8.5-SST-M12x48	50	M12	40	48	27	6	25.5	19	9	8.5	6	5	4.7	1000	400	69
360314	LSQ.VA-50-8.5-SST-M12x73	50	M12	40	73	27	6	25.5	19	9	8.5	6	5	4.7	1000	400	91
360316	LSQ.VA-50-8.5-SST-M12x103	50	M12	40	103	27	6	25.5	19	9	8.5	6	5	4.7	1000	400	122
360332	LSQ.VA-50-14-SST-M16x68	50	M16	40	68	27	6	25.5	19	12	14	6	5	4.7	1000	400	127
360334	LSQ.VA-50-14-SST-M16x108	50	M16	40	108	27	6	25.5	19	12	14	6	5	4.7	1000	400	191
360336	LSQ.VA-50-14-SST-M16x148	50	M16	40	148	27	6	25.5	19	12	14	6	5	4.7	1000	400	255
360338	LSQ.VA-50-14-SST-M16x168	50	M16	40	168	27	6	25.5	19	12	14	6	5	4.7	1000	400	287
360392	LSQ.VA-60-14-SST-M16x68	60	M1650.5	68	36	5	34.5	24	12	14	5	3.9	3.5	1709	680	137	
360394	LSQ.VA-60-14-SST-M16x108	60	M1650.5	108	36	5	34.5	24	12	14	5	3.9	3.5	1709	680	207	
360402	LSQ.VA-60-14-SST-M16x148	60	M1650.5	148	36	5	34.5	24	12	14	5	3.9	3.5	1709	680	267	
360404	LSQ.VA-60-14-SST-M16x168	60	M1650.5	168	36	5	34.5	24	12	14	5	3.9	3.5	1709	680	292	
360406	LSQ.VA-60-14-SST-M20x110	60	M2050.5	110	41	5	38.5	24	15	14	5	3.9	3.5	1709	680	386	
360412	LSQ.VA-60-14-SST-M20x150	60	M2050.5	150	41	5	38.5	24	15	14	5	3.9	3.5	1709	680	417	
360414	LSQ.VA-60-14-SST-M20x170	60	M2050.5	170	41	5	38.5	24	15	14	5	3.9	3.5	1709	680	452	
360416	LSQ.VA-60-14-SST-M20x210	60	M2050.5	210	41	5	38.5	24	15	14	5	3.9	3.5	1709	680	517	

* See paragraph: Technical data and guidelines for the choice.

