



MATERIAL

Rotor, stator and knob in nickel-plated zinc alloy.

NUT

M19x1 in brass.

TOOTHED WASHER

Zinc-plated steel.

PACKING RING

NBR rubber.

CLOSING LEVER

Zinc-plated steel, thickness 2.5 mm.

SCREW

M5x10 zinc-plated steel.

FLAT AND ELASTIC WASHERS

Zinc-plated steel.

INTERNAL SPRING

Stainless steel.

ROTATION

90°.

FEATURES AND APPLICATIONS


CMLX compression latches are particularly suitable for applications on cabinets or doors subject to strong vibrations.

Provided with a transversal hole for the insertion of a padlock with hook of a diameter from 5 to 7 mm.

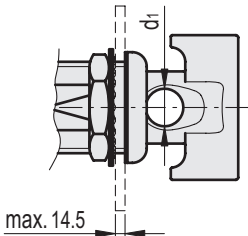
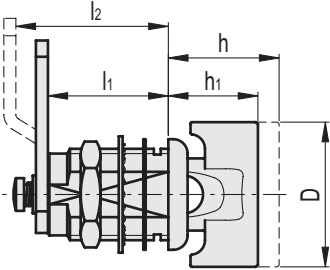
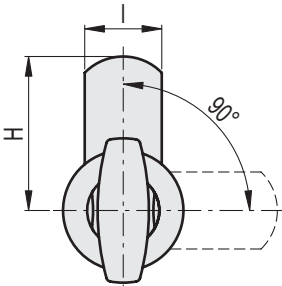
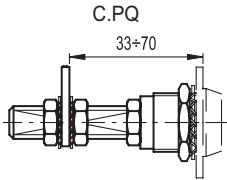
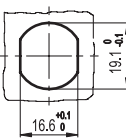
The lever rotation is only possible through the knob compression.

SPECIAL EXECUTIONS AND ACCESSORIES

- Closing levers in other dimensions.
- Brass threaded extension for prolonged positioning of the lever (code 421137 C.PQ M5/58).



Drilling template



Conversion Table			
1 mm = 0.039 inch			
H		I2	
mm	inch	mm	inch
32	1.26	30	1.18
35.5	1.40		

Code	Description	H	D	I	I1	I2	d1	h	h1	△
421231	CMLX.32-25	32	30	16	25	25	8	23	18.5	79
421233	CMLX.36-30	35.5	30	16	25	30	8	23	18.5	81

METRIC