

- 1
- 2
- 3
- 4
- 5
- 6
- 7
- 8
- 9
- 10
- 11
- 12
- 13
- 14
- 15
- 16
- 17
- 18
- 19

MATERIAL

Glass-fibre reinforced polyamide based (PA) SUPER-technopolymer, black colour, matte finish.

ROTATING PIN

Self-lubricating glass-fibre reinforced polyamide based (PA) technopolymer, black colour, matte finish.

STANDARD EXECUTIONS

- **CFM-PCN-SH**: pass-through holes for countersunk head screws.
- **CFM-PCN-B**: brass bushings with threaded blind hole.

ROTATION ANGLE (APPROXIMATE VALUE)

Max 245° (-65° and +180° being 0° the condition where the two interconnected surfaces are on the same plane), see Fig.1.

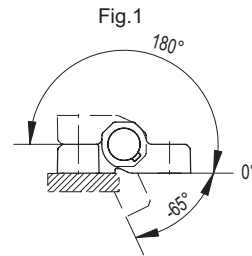
Do not exceed the rotation angle limit so as not to prejudice the hinge mechanical performance.

To choose the convenient type and the right number of hinges for your application, see the Guidelines (see page 952).

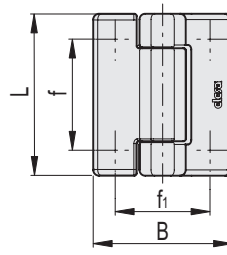
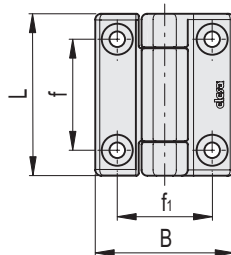
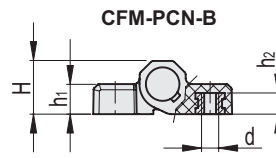
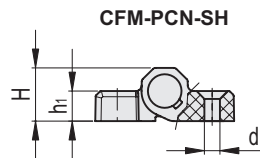
FEATURES AND APPLICATIONS

The compact size makes the product easy to install.

The CFM-PCN hinge can be combined with the hinge with integrated electric cable CFM-PC.



Resistance tests	Axial Stress		Radial Stress		90° Angled Stress	
	Maximum working load Ea [N]	Load at breakage Ra [N]	Maximum working load Er [N]	Load at breakage Rr [N]	Maximum working load E90 [N]	Load at breakage R90 [N]
CFM-PCN-SH	900	2300	1100	3700	1200	3500
CFM-PCN-B	1500	2700	1000	3400	1000	2600



Conversion Table	
1 mm = 0.039 inch	
mm	inch
70	2.73

CFM-PCN-SH

Code	Description	L	B	f±0.25	f1 ±0.25	H	h1	d	C# [Nm]	△
424681	CFM-PCN.70 SH-6	70	60	48	41	23	13	6.3	7	67

CFM-PCN-B

Code	Description	L	B	f±0.25	f1 ±0.25	H	h1	h2	d	C# [Nm]	△
424691	CFM-PCN.70 B-M6	70	60	48	41	23	13	5	M6	8	82

1 # Suggested tightening torque for assembly screws.