

- 1
- 2
- 3
- 4
- 5
- 6
- 7
- 8
- 9
- 10
- 11
- 12
- 13
- 14
- 15
- 16
- 17
- 18
- 19

**MATERIAL**

Glass-fibre reinforced polyamide based (PA) technopolymer certified self-extinguishing UL-94 V0, black colour, matte finish.

**ROTATING PIN**

Self-lubricating glass-fibre reinforced polyamide based (PA) technopolymer, black colour.

**STANDARD EXECUTIONS**

- **CFM-PCN-AE-V0-SH**: pass-through holes for countersunk head screws.
- **CFM-PCN-AE-V0-B**: brass bushings with threaded blind hole.

**ROTATION ANGLE (APPROXIMATE VALUE)**

Max 245° (-65° and +180° being 0° the condition where the two interconnected surfaces are on the same plane), see Fig.1.

Do not exceed the rotation angle limit so as not to prejudice the hinge mechanical performance.

To choose the convenient type and the right number of hinges for your application, see the Guidelines (see page 952).

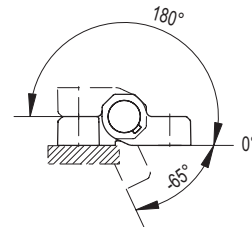
**FEATURES AND APPLICATIONS**

The compact size makes the product easy to install.

The CFM-PCN-AE-V0 hinge can be combined with the hinge with integrated electric cable CFM-PC.

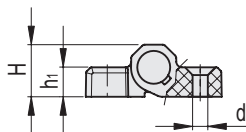


Fig.1

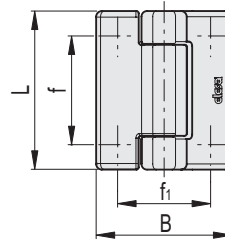
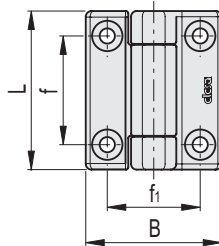
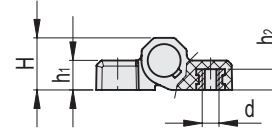


	Axial Stress		Radial Stress		90° Angled Stress	
Resistance tests						
Description	Maximum working load Ea [N]	Load at breakage Ra [N]	Maximum working load Er [N]	Load at breakage Rr [N]	Maximum working load E90 [N]	Load at breakage R90 [N]
CFM.PCN-AE-V0-SH	700	1400	700	2200	700	2500
CFM.PCN-AE-V0-B	1000	1700	900	2100	700	1200

**CFM-PCN-AE-V0-SH**



**CFM-PCN-AE-V0-B**



Conversion Table	
1 mm = 0.039 inch	
L	
mm	inch
70	2.73

**CFM-PCN-AE-V0-SH**

Code	Description	L	B	f±0.25	f1±0.25	H	h1	d	C# [Nm]
149081	CFM-PCN.70-AE-V0-SH-6	70	60	48	41	23	13	6.3	7 63

**CFM-PCN-AE-V0-B**

Code	Description	L	B	f±0.25	f1±0.25	H	h1	h2	d	C# [Nm]
149091	CFM-PCN.70-AE-V0-B-M6	70	60	48	41	23	13	5	M6 8	74