



MATERIAL

High-resilience polyamide based (PA) technopolymer, black colour, matte finish.

ROTATING PIN

AISI 303 stainless steel.

STANDARD EXECUTIONS

Pass-through slotted holes for cylindrical head screws which allow the adjustment during assembly.

- **CFA-SL-H**: for horizontal adjustments.
- **CFA-SL-V**: for vertical adjustments.
- **CFA-SL-HV**: for both horizontal and vertical adjustments.

ROTATION ANGLE (APPROXIMATE VALUE)

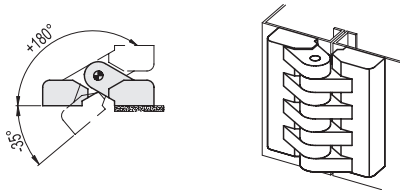
Max 215° (-35° and +180° being 0° the condition where the two interconnected surfaces are on the same plane).

Do not exceed the rotation angle limit so as not to prejudice the hinge mechanical performance.

To choose the convenient type and the right number of hinges for your application, see the Guidelines (see page 1448).



FMA design

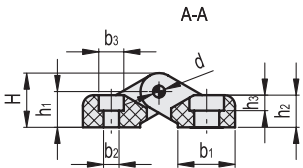
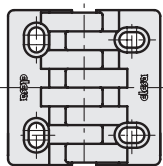
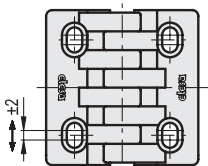
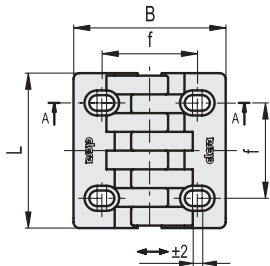


Resistance tests					
AXIAL STRESS		RADIAL STRESS		90° ANGLED STRESS	
Maximum working load Ea [N]	Load at breakage Ra [N]	Maximum working load Er [N]	Load at breakage Rr [N]	Maximum working load E90 [N]	Load at breakage R90 [N]
510	5280	490	5790	260	3190

CFA-SL-H

CFA-SL-V

CFA-SL-HV



Conversion Table			
1 mm = 0.039 inch			
L		b3	
mm	inch	mm	inch
65	2.56	10.5	0.41

Code	Description	L	B	f	H	h1	h2	h3	b1	b2	b3	d	C# [Nm]	Δ
422272	CFA.65-SL-H	65	64	40	23	15	13.5	6.5	24	6.5	10.5	5	3	60
422276	CFA.65-SL-V	65	64	40	23	15	13.5	6.5	24	6.5	10.5	5	3	60
422280	CFA.65-SL-HV	65	64	40	23	15	13.5	6.5	24	6.5	10.5	5	3	60

Suggested tightening torque for assembly screws.