

- 1
- 2
- 3
- 4
- 5
- 6
- 7
- 8
- 9
- 10
- 11
- 12
- 13
- 14
- 15
- 16
- 17
- 18

**MATERIALE**


Acciaio INOX AISI 304.  
Barra per d=8 e 10.  
Tubo per d=12, 16 e 20.

**ESECUZIONI STANDARD**

- **MSM-T-SST**: senza graduazioni.
- **MSM-T-SST-CS**: con graduazioni (mm) di precisione incise a laser.

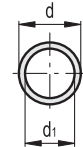
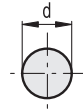
**ESECUZIONI SPECIALI A RICHIESTA**

Diverse graduazioni.



d = 8 - 10

d = 12 ÷ 20



**INOX** STAINLESS STEEL

Codice	Descrizione	Codice	Descrizione	d	d1	l	±
500551	MSM-T-D8-100-SST	500553	MSM-T-D8-100-SST-CS	8	-	100	39
500555	MSM-T-D8-150-SST	500557	MSM-T-D8-150-SST-CS	8	-	150	59
500559	MSM-T-D8-200-SST	500561	MSM-T-D8-200-SST-CS	8	-	200	78
500563	MSM-T-D8-250-SST	500565	MSM-T-D8-250-SST-CS	8	-	250	98
500567	MSM-T-D8-300-SST	500569	MSM-T-D8-300-SST-CS	8	-	300	118
500801	MSM-T-D8-350-SST	500803	MSM-T-D8-350-SST-CS	8	-	350	138
500805	MSM-T-D8-400-SST	500807	MSM-T-D8-400-SST-CS	8	-	400	158
500571	MSM-T-D10-100-SST	500573	MSM-T-D10-100-SST-CS	10	-	100	62
500575	MSM-T-D10-150-SST	500577	MSM-T-D10-150-SST-CS	10	-	150	92
500579	MSM-T-D10-200-SST	500581	MSM-T-D10-200-SST-CS	10	-	200	123
500583	MSM-T-D10-250-SST	500585	MSM-T-D10-250-SST-CS	10	-	250	154
500587	MSM-T-D10-300-SST	500589	MSM-T-D10-300-SST-CS	10	-	300	185
500811	MSM-T-D10-350-SST	500813	MSM-T-D10-350-SST-CS	10	-	350	217
500815	MSM-T-D10-400-SST	500817	MSM-T-D10-400-SST-CS	10	-	400	249
500591	MSM-T-D12-100-SST	500593	MSM-T-D12-100-SST-CS	12	9	100	37
500595	MSM-T-D12-150-SST	500597	MSM-T-D12-150-SST-CS	12	9	150	56
500599	MSM-T-D12-200-SST	500601	MSM-T-D12-200-SST-CS	12	9	200	74
500603	MSM-T-D12-250-SST	500605	MSM-T-D12-250-SST-CS	12	9	250	93
500607	MSM-T-D12-300-SST	500609	MSM-T-D12-300-SST-CS	12	9	300	112
500821	MSM-T-D12-350-SST	500823	MSM-T-D12-350-SST-CS	12	9	350	129
500825	MSM-T-D12-400-SST	500827	MSM-T-D12-400-SST-CS	12	9	400	148
500831	MSM-T-D15-100-SST	500833	MSM-T-D15-100-SST-CS	15	12	100	46
500835	MSM-T-D15-150-SST	500837	MSM-T-D15-150-SST-CS	15	12	150	69
500841	MSM-T-D15-200-SST	500843	MSM-T-D15-200-SST-CS	15	12	200	96
500845	MSM-T-D15-250-SST	500847	MSM-T-D15-250-SST-CS	15	12	250	114
500851	MSM-T-D15-300-SST	500853	MSM-T-D15-300-SST-CS	15	12	300	146
500855	MSM-T-D15-350-SST	500857	MSM-T-D15-350-SST-CS	15	12	350	156
500861	MSM-T-D15-400-SST	500863	MSM-T-D15-400-SST-CS	15	12	400	188
500611	MSM-T-D16-100-SST	500613	MSM-T-D16-100-SST-CS	16	13	100	50
500615	MSM-T-D16-150-SST	500617	MSM-T-D16-150-SST-CS	16	13	150	76
500619	MSM-T-D16-200-SST	500621	MSM-T-D16-200-SST-CS	16	13	200	101
500623	MSM-T-D16-250-SST	500625	MSM-T-D16-250-SST-CS	16	13	250	126
500627	MSM-T-D16-300-SST	500629	MSM-T-D16-300-SST-CS	16	13	300	151
500865	MSM-T-D16-350-SST	500867	MSM-T-D16-350-SST-CS	16	13	350	184
500871	MSM-T-D16-400-SST	500873	MSM-T-D16-400-SST-CS	16	13	400	209
500631	MSM-T-D20-100-SST	500633	MSM-T-D20-100-SST-CS	20	16	100	85
500635	MSM-T-D20-150-SST	500637	MSM-T-D20-150-SST-CS	20	16	150	133
500639	MSM-T-D20-200-SST	500641	MSM-T-D20-200-SST-CS	20	16	200	170
500643	MSM-T-D20-250-SST	500645	MSM-T-D20-250-SST-CS	20	16	250	213
500647	MSM-T-D20-300-SST	500649	MSM-T-D20-300-SST-CS	20	16	300	256
500875	MSM-T-D20-350-SST	500877	MSM-T-D20-350-SST-CS	20	16	350	288
500881	MSM-T-D20-400-SST	500883	MSM-T-D20-400-SST-CS	20	16	400	356

Piedini di livellamento e supporti