

HANDLE SHANKS

Glass-fibre reinforced polyamide based (PA) technopolymer, matte finish.

TUBE

Anodised aluminium in natural colour, sandblasted matte finish.

BUTTON

Aluminium, blue colour similar to RAL5002.

STANDARD EXECUTIONS

Nickel-plated steel bushings, threaded blind hole.

- **RH-FG18-P3-A:** one pneumatic valve, normally open (V-A), which is closed by pressing the push button.
- **RH-FG18-P3-B:** one pneumatic valve, normally closed (V-B), which is opened by pressing the push button.
- **RH-FG18-P3-AA:** two pneumatic valves, normally open (V-A), which are closed by pressing the relevant push button.
- **RH-FG18-P3-AB:** one pneumatic valve (1), normally open (V-A), which is closed by pressing the relevant push button and one pneumatic valve (2), normally closed (V-B), which is opened by pressing the relevant push button.
- **RH-FG18-P3-BA:** one pneumatic valve (1), normally closed (V-B), which is opened by pressing the relevant push button and one pneumatic valve (2), normally open (V-A), which is closed by pressing the relevant push button.
- **RH-FG18-P3-BB:** two pneumatic valves, normally closed (V-B), which are opened by pressing the relevant push button.

FUNCTIONING

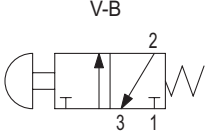
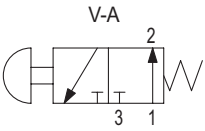
The handle is supplied complete with quick couplings for direct connection to a Ø 4 mm tube.

The handle allows direct control of a single-acting pneumatic actuator (3/2 valve) with one or two independent controls.

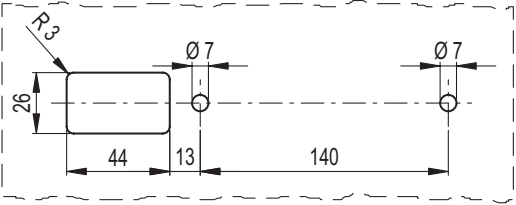
The handle has a pressure chamber discharge function.

OTHER STANDARD EXECUTIONS

RH-VM-02: single complementary handle without push button and without valve RHVM-02.30.140.S11 (see page -).

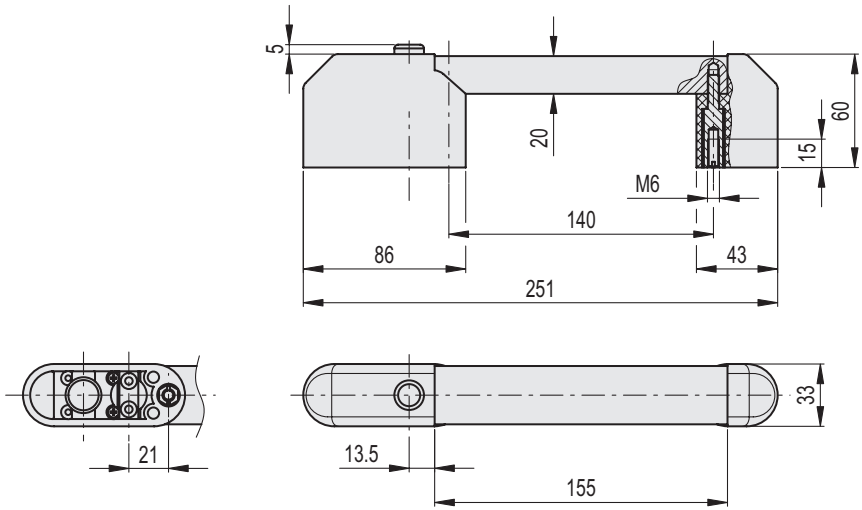


Drilling template



Technical features	
Functioning	Filtered air
Operating pressure	Max. 10 bar
Working temperature	-5° ÷ +70°C
Load capacity	120 NI/min (6 bar)
Action force	14 N (indipendente dalla pressione di esercizio)
Nominal diameter air passage	Ø 4 mm

RH-FG18-P3-A
RH-FG18-P3-B

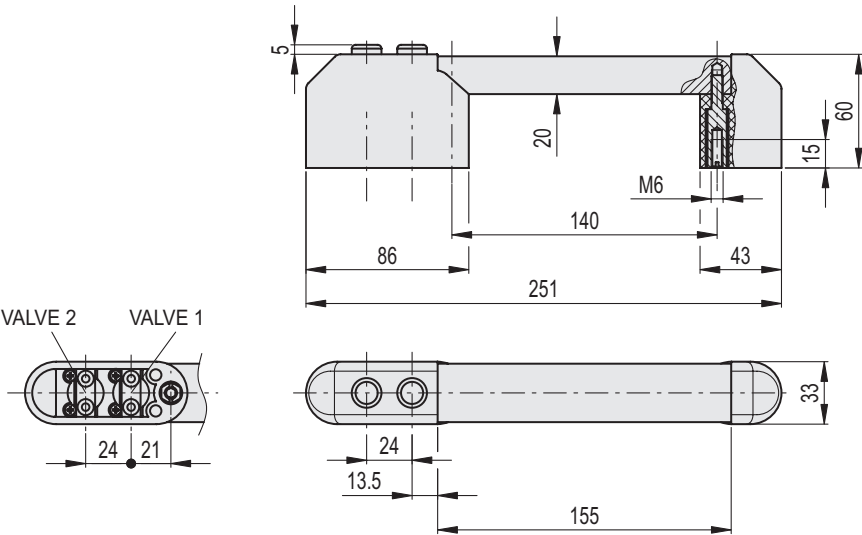


RH-FG18-P3-A

RH-FG18-P3-B

Code	Code	
RHFG18-P3.A140.11	RHFG18-P3.B140.11	470

RH-FG18-P3-AA
RH-FG18-P3-AB
RH-FG18-P3-BA
RH-FG18-P3-BB



RH-FG18-P3-AA

RH-FG18-P3-AB

RH-FG18-P3-BA

RH-FG18-P3-BB

Code	Code	Code	Code	
RHFG18-P3.AA140.11	RHFG18-P3.AB140.11	RHFG18-P3.BA140.11	RHFG18-P3.BB140.11	517