

- 1
- 2
- 3
- 4
- 5
- 6
- 7
- 8
- 9
- 10
- 11
- 12
- 13
- 14
- 15
- 16
- 17
- 18
- 19

COVER

Polyamide based (PA) technopolymer, RAL 2004 orange, semi-matte finish, valve* symbol.

FITTING

Polyamide based (PA) technopolymer, black colour, semi-matte finish.

PACKING RINGS

Two NBR synthetic rubber O-rings.

SEALING DISK

Technopolymer with NBR synthetic rubber O-ring.

SPRING

Stainless steel.

STANDARD EXECUTIONS

TP-SV-10mb: valve (sealing disk) opens when pressure exceeds 0.010 bar (set at 10 mb).

TP-SV-100mb: valve (sealing disk) opens when pressure exceeds 0.100 bar (set at 100 mb).

MAXIMUM CONTINUOUS WORKING TEMPERATURE

80°C.

FEATURES AND APPLICATIONS

Push-fit avoids the need to screw/unscrew, allowing for quick installation. See Fig.1 for the dimensions of the assembly hole. Chamfer hole 1x45° the outside survice to make assembly easier.

TP-SV valve breather caps are particularly suitable for all those applications (speed reducers, variators or compressors) when the internal air pressure must not exceed a certain value (10 or 100 mb).

In these cases, the safety valve of the cap allows the expulsion of the exceeding air in the reservoir, thus re-establishing the pressure values for which the valve is set.

Sealing disc (closed in normal pressure conditions) prevents dust from getting in and oil-losses.

The product is designed to vent slight overpressures; the pressure inside the tank must not exceed 200 mb, under optimum conditions of cleanliness of the assembly hole and at room temperature.

TECHNICAL DATA

Air flow rate for each model can be determined from the graph calculating the difference between the pressure inside and outside the reservoir.



ELESA Original design

Operating layout

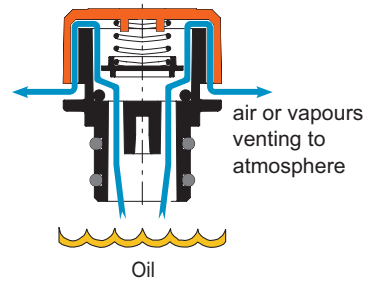
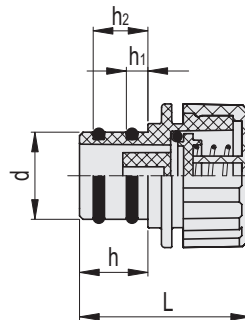
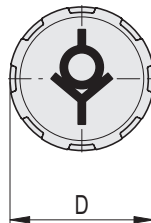
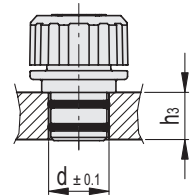


Fig.1

Description	d ± 0.1	h3 min
TP-SV.30-18	18	15
TP-SV.40-20	20	20
TP-SV.40-26	26	20
TP-SV.40-30	30	20



TP-SV-10mb

Code	Description	D	d	L	h	h1	h2	Δ
60301-C2	TP-SV.30-18-10mb-C2	30.5	18	39.5	15	4.5	12	15
60311-C2	TP-SV.40-20-10mb-C2	42.5	20	48.5	20	6.5	16	27
60321-C2	TP-SV.40-26-10mb-C2	42.5	26	48.5	20	6.5	16	29
60331-C2	TP-SV.40-30-10mb-C2	42.5	30	48.5	20	6.5	16	30

TP-SV-100mb

Code	Description	D	d	L	h	h1	h2	Δ
60306-C2	TP-SV.30-18-100mb-C2	30.5	18	39.5	15	4.5	12	13
60316-C2	TP-SV.40-20-100mb-C2	42.5	20	48.5	20	6.5	16	28
60326-C2	TP-SV.40-26-100mb-C2	42.5	26	48.5	20	6.5	16	30
60336-C2	TP-SV.40-30-100mb-C2	42.5	30	48.5	20	6.5	16	31