

MATERIAL

Polyamide based (PA) technopolymer.
 - Cover: RAL 2004 orange, semi-matte finish, with graphic symbol "valve".
 - Threaded connector: black colour, semi-matte finish.

PACKING RING

NBR synthetic rubber.

OVERPRESSURE VALVE

Technopolymer with NBR synthetic rubber O-ring and stainless steel spring.
 Set at around 0.350 bar.

SUCTION VALVE

Technopolymer sealing disk in NBR synthetic rubber and stainless steel spring.
 Set at around 0.030 bar.

AIR FILTER

Thermal-bonded polyester (TBP) filter with low pressure drop and high dust holding capacity.
 Expected filtration class ISO 16890-1 ISO Rating coarse 75%, EN 779:2012 Class G4, air filtration 10 µ.

FLAT DIPSTICK

Phosphatised steel. On request dipstick can be supplied in different lengths and/or complete with MAX-MIN level lines.

MAXIMUM CONTINUOUS WORKING TEMPERATURE

100°C.

FEATURES

The use of SFW+a breather caps which create a pressure plenum chamber right above the oil level within tested limit conditions, in order to avoid any reservoir deformation, offers the following advantages:
 - it reduces reservoir air volume intake keeping clean oil and filter;
 - it improves suction pump action under working conditions reducing cavitation phenomenon;
 - it prevents fluid leakage when the system is part of a mobile unit;
 - it reduces foam in fluid.



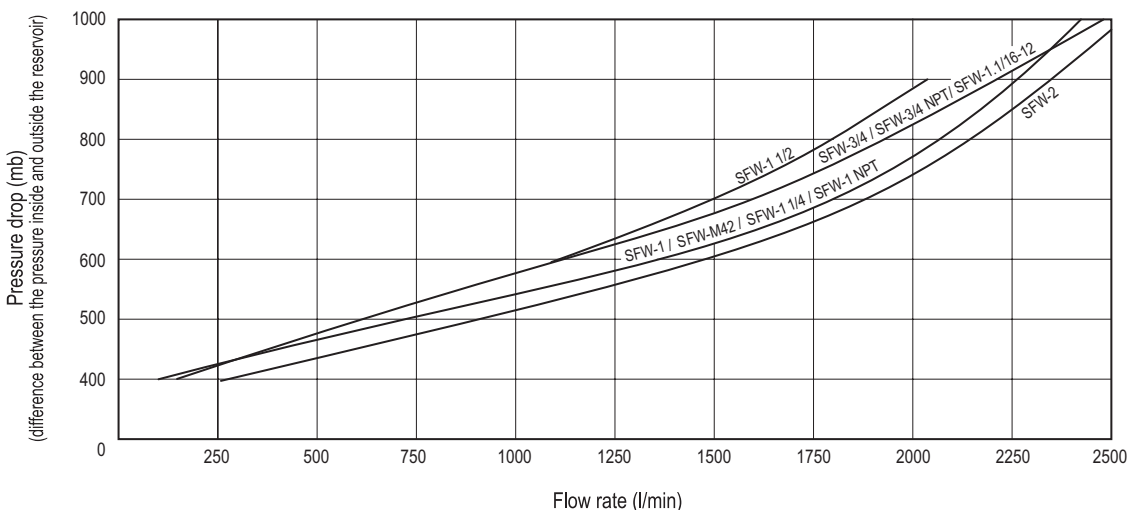
ELESA Original design

TECHNICAL DATA

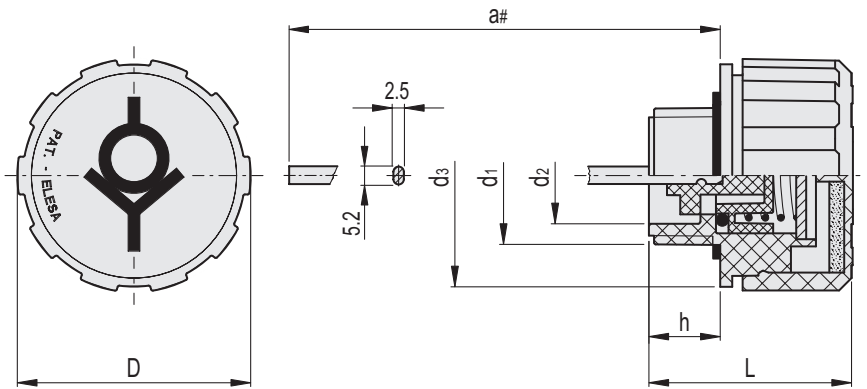
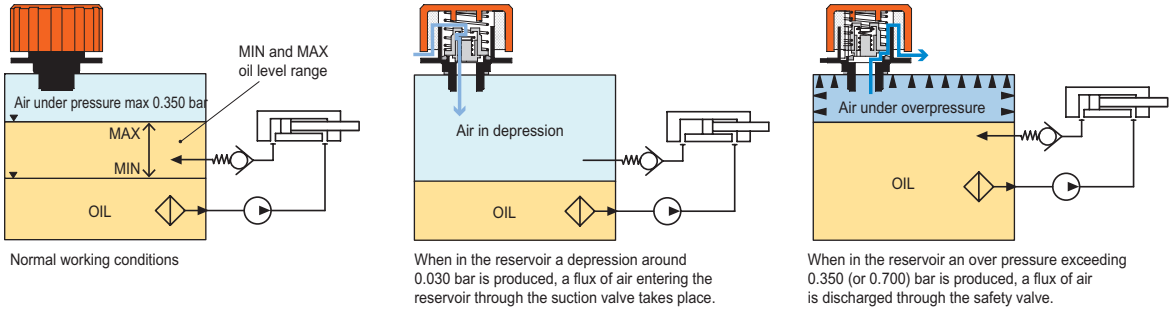
Air flow rate for the different executions of breather caps can be obtained from the diagram on the basis of the difference of air pressure inside and outside the reservoir.

SPECIAL EXECUTIONS ON REQUEST

- Black colour cover.
- Overpressure valve set at 0.100 or 0.700 bar.
- Threaded connector also with NPT thread (National Taper Pipe Thread - ANSI-ASME B1-20, (SFW.70-3/4-NPT).



SFW pressurised breather cap functioning in a hydraulic circuit



Code	Description	D	a#	L	d1	d2	d3	h	⚖️
54890	SFW.70-42x2-FPE+a-350mb	70	191.5	59.5	M42x2	34	68.5	17	113
54892	SFW.70-3/4+FPE+a-350mb	70	191.5	59.5	G 3/4	20.5	68.5	16	107
54894	SFW.70-1+FPE+a-350mb	70	191.5	59.5	G 1	26.5	68.5	17	107
54896	SFW.70-1.1/4+FPE+a-350mb	70	191.5	59.5	G 1.1/4	34	68.5	17	113
54898	SFW.70-1.1/2+FPE+a-350mb	70	191.5	59.5	G 1.1/2	41	68.5	17	110
54900	SFW.70-2+FPE+a-350mb	70	191.5	59.5	G 2	51	68.5	17	117
954892	SFW.70-3/4 NPT+FPE+a-350mb	70	191.5	59.5	3/4 NPT	20.5	68.5	17	110
954894	SFW.70-1 NPT+FPE+a-350mb	70	191.5	59.5	1 NPT	27.5	68.5	17	110
954902	SFW.70-1.1/16-12 SAE+FPE+a-350mb	70	191.5	59.5	1.1/16-12 SAE	20.5	68.5	17	110

You can choose lengths other than the standard option and/or add MAX-MIN level markings. To request customization, select an item and follow the wizard on the web.