

**1** **THREADED BODY**

Special glass-fibre reinforced polyamide based (PA) SUPER-technopolymer, blue colour RAL 5005.

**2** **PLUNGER**

AISI 303 stainless steel.  
Suggested tolerance for matching hole = H7.

**4** **KNOB**

High-resilience polyamide based (PA) technopolymer, RAL 5005 blue colour, matte finish.  
Produced from FDA compliant raw material (FDA CFR.21 and EU 10/2011).

**6** **SPRING**

AISI 302 stainless steel.

**7** **LOCKING NUT**

NTT-VD: Special glass-fibre reinforced polyamide based (PA) SUPER-technopolymer, blue colour RAL 5005.  
Available also as accessory sold separately (see table).

**8** **STANDARD EXECUTIONS**

- **PMT.101-SST-A-VD:** without locking nut.
- **PMT.101-SST-AK-VD:** with locking nut, supplied not assembled.

**10** **FEATURES AND APPLICATIONS**

- The RAL 5005 blue colour is easily visible in case of accidental food contamination.
- Resistant to several cleaning cycles with solvents and other chemical agents, for this reason they are suitable for applications as in the pharmaceutical or food industry.
- Anticorrosive material: suitable even in the presence of liquid or humidity.
- Lightness and high mechanical resistance of the product.
- The SUPER-technopolymer threaded body of the plunger offers a low friction factor to the plunger stroke; no lubricating maintenance is FDA required.
- The stop toothing (for the rest position) made out of SUPER-technopolymer: no risk of seizure or wear.

**15** **ANOTHER STANDARD EXECUTION**

PMT.100-SST-VD: (see page 524) indexing plungers without rest position.

**17** **ACCESSORIES ON REQUEST**

NTT-VD: Special glass-fibre reinforced polyamide based (PA) SUPER-technopolymer, blue colour RAL 5005.



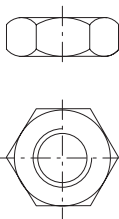
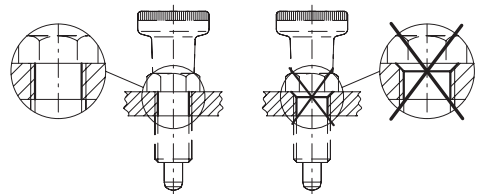
ELESA Original design

**ASSEMBLY INSTRUCTIONS**

Make sure that no machining residues are left on the threaded hole for the assembly indexing plunger (see fig. 1). Do not make any chamfering in the hole (see fig. 2).  
SUPER-technopolymer product based on ELESA technology, dimensions according to GN 617 standards as agreed with Otto Ganter GmbH Co. KG.

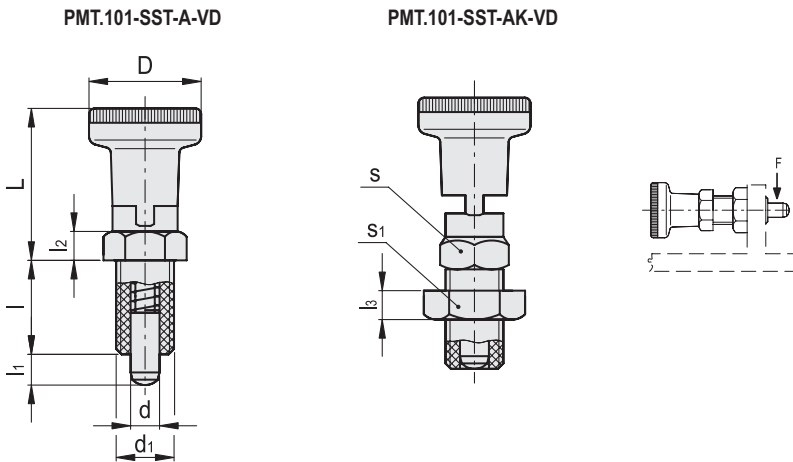
Fig.1

Fig.2



**NTT-VD**

Code	Description
191083	NTT-M10x1-VD
191085	NTT-M12x1,5-VD
191087	NTT-M16x1,5-VD
191089	NTT-M20x1,5-VD



**PMT.101-SST-A-VD**

**INOX** STAINLESS STEEL

Code	Description	d Plunger -0.15 -0.1 Hole H7	d1	L	D	l	l1	l2	s	[N]*	[N]#	Maximum tightening torque [Nm]	Static load at breakage F [N]	
194651	PMT.101-SST-5-M10x1-A-VD	5	M10x1	29	21	17	5	5	12	7	17	5	1800	11
194652	PMT.101-SST-6-M12x1,5-A-VD	6	M12x1.5	35	25	20	6	6	14	9	24	10	2900	20
194661	PMT.101-SST-8-M16x1,5-A-VD	8	M16x1.5	43	31	26	8	8	19	11	30	18	4400	40
194662	PMT.101-SST-10-M20x1,5-A-VD	10	M20x1.5	48	31	33	10	10	22	19	45	25	6800	61

**PMT.101-SST-AK-VD**

**INOX** STAINLESS STEEL

Code	Description	d Plunger -0.15 -0.1 Hole H7	d1	L	D	l	l1	l2	l3	s	s1	[N]*	[N]#	Maximum tightening torque [Nm]	Static load at breakage F [N]	
194671	PMT.101-SST-5-M10x1-AK-VD	5	M10x1	29	21	17	5	5	7	12	16	7	17	5	1800	13
194672	PMT.101-SST-6-M12x1,5-AK-VD	6	M12x1.5	35	25	20	6	6	8	14	19	9	24	10	2900	23
194681	PMT.101-SST-8-M16x1,5-AK-VD	8	M16x1.5	43	31	26	8	8	10	19	24	11	30	18	4400	45
194682	PMT.101-SST-10-M20x1,5-AK-VD	10	M20x1.5	48	31	33	10	10	11	22	30	19	45	25	6800	69

\* Spring preload  
# Spring maximum load