

- 1
- 2
- 3
- 4
- 5
- 6
- 7
- 8
- 9
- 10
- 11
- 12
- 13
- 14
- 15
- 16
- 17
- 18
- 19

**MATERIAL**

C10 zinc-plated steel.

**RIVETS**

Zinc-plated steel.

**SUPPORT BUSHINGS**

Zinc-plated steel.

**HANDLE**

Polyurethane, red colour.

**CLAMPING BOLT**

to be ordered separately

**FEATURES AND APPLICATIONS**

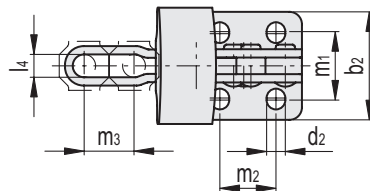
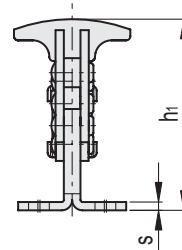
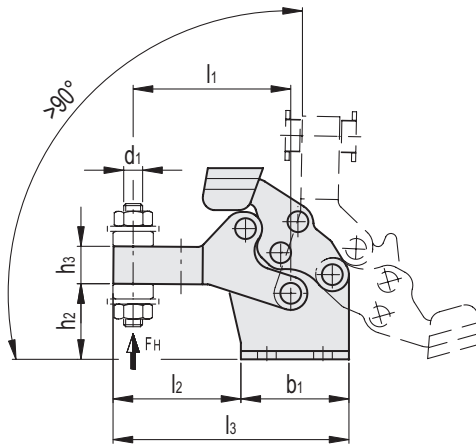
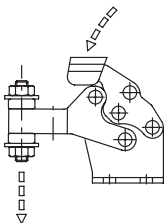
All articulated joints are lubricated with special grease.

The ergonomic T-handle allows the lever to be opened using only two fingers.

A special feature of MOD toggle clamps is their low closure profile. During clamping, the lever is controlled to prevent impact on functioning due to side thrust.

Supplied complete with two folded washers required for attaching clamping bolts (to be ordered separately).

Slotted assembly holes for applications in inches.



Code	Description	b1	b2	d1	d2	h1	h2	h3	l1	l2	l3	l4	m1	m2	m3	s	FH* [N]	ΔΔ
GG.AD398	MOD.80-M	26	26	M5	4.5	46	18	9	38	31	57	5.5	15.5+16.5	13.5	10	2	900	67
GG.AD402	MOD.140-M	44	44	M8	6.6	69	26	15	62.5	49	93	8.5	26+29.5	23	17	2.5	1300	217
GG.AD406	MOD.250-M	64	62	M10	8.7	96	34	20	89	67	131	10.5	37.5+38.5	35	24	3	1200	528

\* Holding force.