

- 1
- 2
- 3
- 4
- 5
- 6
- 7
- 8
- 9
- 10
- 11
- 12
- 13
- 14
- 15
- 16
- 17
- 18

**BASE**

Glass-fibre reinforced polyamide based (PA) technopolymer, black colour, matte finish.

**BALL JOINT**

Glass-fibre reinforced polyamide based (PA) SUPER-technopolymer, black colour.

**STANDARD EXECUTIONS**

- **LS.A+SJF**: without no-slip disk.
- **LS.A-AS+SJF**: with NBR rubber no-slip disk, hardness 70 Shore A, supplied assembled to the base.

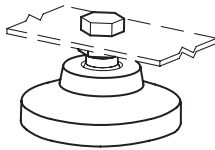
**FEATURES AND APPLICATIONS**

The particular assembling system of the no-slip disk to the base assures a perfect anchoring, preventing separation even in case of impact during transport or of adhesion (sticking) to the floor (see No-slip Disks).

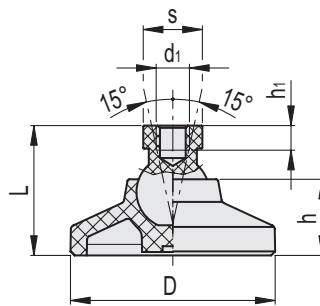
Used for direct fixing using standard screws, without the need for a threaded stem.

**ANOTHER STANDARD EXECUTION**

SJF: ball joint.



ELESA Original design

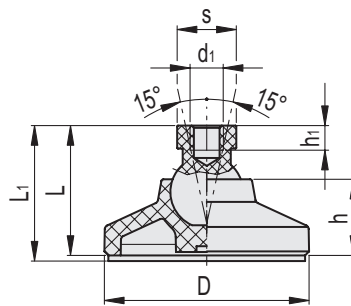


**LS.A+SJF**

Code	Description	D	d1	L	h	h1	s	Articulation Ø	Maximum tightening torque for the screw [Nm]	Max. limit static load* [N]	Δ
300176	LS.A-25-14+SJF-M6	25	M6	25	12	10	16	14	4	3100	10
300177	LS.A-25-14+SJF-M8	25	M8	25	12	10	16	14	6	3700	9
300181	LS.A-32-14+SJF-M6	32	M6	26	15	10	16	14	4	5000	17
300182	LS.A-32-14+SJF-M8	32	M8	26	15	10	16	14	6	6000	13
300186	LS.A-40-14+SJF-M6	40	M6	25.5	17	10	16	14	4	5600	19
300187	LS.A-40-14+SJF-M8	40	M8	25.5	17	10	16	14	6	6800	18
300191	LS.A-50-14+SJF-M6	50	M6	28	19	10	16	14	4	4600	25
300192	LS.A-50-14+SJF-M8	50	M8	28	19	10	16	14	6	5600	24
300196	LS.A-60-14+SJF-M6	60	M6	35	24	10	16	14	4	5800	39
300197	LS.A-60-14+SJF-M8	60	M8	35	24	10	16	14	6	6900	38
300198	LS.A-60-24+SJF-M10	60	M10	44	24	16	24	24	10	10500	47
300199	LS.A-60-24+SJF-M12	60	M12	44	24	16	24	24	12	10700	46

\* The max static load is the value above which the load applied to the element may cause some plastic material breakage, in particular conditions of use. Obviously, a factor that takes into consideration the importance and the safety level of the specific application must be applied to this value.

Levelling feet and supports



LS.A-AS+SJF

Code	Description	D	d1	L	L1	h	h1	s	Articulation Ø	Maximum tightening torque for the screw [Nm]	Max. limit static load* [N]	⚖
300276	LS.A-25-14-AS+SJF-M6	25	M6	25	28	12	10	16	14	4	3100	12
300277	LS.A-25-14-AS+SJF-M8	25	M8	25	28	12	10	16	14	6	3700	11
300281	LS.A-32-14-AS+SJF-M6	32	M6	26	29	15	10	16	14	4	5000	18
300282	LS.A-32-14-AS+SJF-M8	32	M8	26	29	15	10	16	14	6	6000	17
300286	LS.A-40-14-AS+SJF-M6	40	M6	25.5	28.5	17	10	16	14	4	5600	26
300287	LS.A-40-14-AS+SJF-M8	40	M8	25.5	28.5	17	10	16	14	6	6800	25
300291	LS.A-50-14-AS+SJF-M6	50	M6	28	31	19	10	16	14	4	4600	37
300292	LS.A-50-14-AS+SJF-M8	50	M8	28	31	19	10	16	14	6	5600	36
300296	LS.A-60-14-AS+SJF-M6	60	M6	35	38	24	10	16	14	4	5800	56
300297	LS.A-60-14-AS+SJF-M8	60	M8	35	38	24	10	16	14	6	6900	55
300298	LS.A-60-24-AS+SJF-M10	60	M10	44	47	24	16	24	24	10	10500	64
300299	LS.A-60-24-AS+SJF-M12	60	M12	44	47	24	16	24	24	12	10700	63

\* The max static load is the value above which the load applied to the element may cause some plastic material breakage, in particular conditions of use. Obviously, a factor that takes into consideration the importance and the safety level of the specific application must be applied to this value.