

SUPER-technopolymer indexing plungers



• Threaded body

Special glass-fibre reinforced polyamide based (PA) SUPER-technopolymer. Resistant to solvents, oils, greases and other chemical agents.

• Plunger

Black-oxide hardened steel or AISI 303 stainless steel.
Suggested tolerance for matching hole = H7.

• Knob

Glass-fibre reinforced polyamide based (PA) technopolymer, grey-black colour, matte finish. Resistant to solvents, oils, greases and other chemical agents.

• Spring

AISI 302 stainless steel.

• Locking nut NTT

Special glass-fibre reinforced polyamide based (PA) SUPER-technopolymer. Resistant to solvents, oils, greases and other chemical agents.

Available also as accessory sold separately (see table NTT).

NTT

Code	Description
301083	NTT-M10x1
301085	NTT-M12x1.5
301087	NTT-M16x1.5
301089	NTT-M20x1.5

• Standard executions

- **PMT.110-A:** black-oxide steel plunger, without locking nut.
- **PMT.110-AK:** black-oxide steel plunger, with locking nut (supplied not assembled).
- **PMT.110-SST-A:** AISI 303 stainless steel plunger, without locking nut, not magnetic.
- **PMT.110-SST-AK:** AISI 303 stainless steel plunger, with locking nut (supplied not assembled), not magnetic.

Features and applications

- Lightness and high mechanical resistance of the product.
- Anticorrosive material: suitable even in the presence of liquid or humidity (PMT.110-SST).
- The SUPER-technopolymer threaded body of the plunger offers a low friction factor to the plunger stroke; no lubricating maintenance is required.
- Resistant to several cleaning cycles with solvents and other chemical agents, for this reason they are suitable for applications as in the pharmaceutical or food industry.

Assembly instructions

Make sure that no machining residues are left on the threaded hole for the tightening of PMT.110 indexing plunger (see fig. 1). Do not make any chamfering in the hole (see fig. 2).

SUPER-technopolymer product based on ELESA technology, dimensions of the threaded body and plunger according to GN 612 standards as agreed with Otto Ganter GmbH Co. KG.

Knob: Elessa original design.



Fig.1

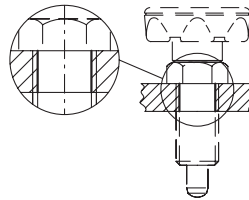
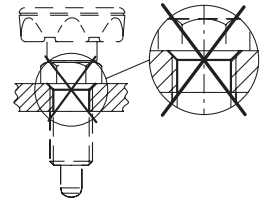
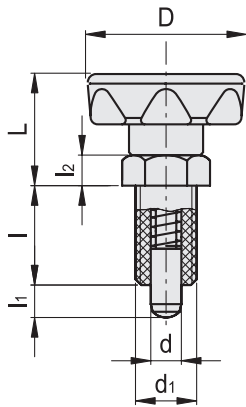


Fig.2

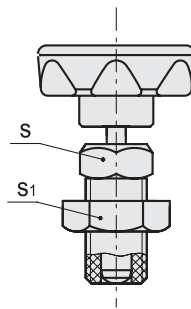


Conversion Table	
1 mm = 0.039 inch	
d	
mm	inch
8	0.31
10	0.39

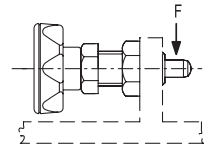
PMT.110-A
PMT.110-SST-A



PMT.110-AK
PMT.110-SST-AK



Static load at breakage
Test method



PMT.110

Code	Description	d ^{-0.15} _{-0.1}	d ₁	L	D	l	l ₁	l ₂	s	s ₁	Preload [N]	Max load [N]	Max. tightening torque [Nm]	Static load at breakage F[N]	⚖️
51811	PMT.110-8-M16x1.5-A	8	M16x1.5	34	45	26	8	8	19	-	11	30	18	5900	47
51821	PMT.110-8-M16x1.5-AK	8	M16x1.5	34	45	26	8	8	19	24	11	30	18	5900	51
51812	PMT.110-10-M20x1.5-A	10	M20x1.5	36	45	33	10	10	22	-	19	45	25	7700	62
51822	PMT.110-10-M20x1.5-AK	10	M20x1.5	36	45	33	10	10	22	30	19	45	25	7700	70

PMT.110-SST

Code	Description	d ^{-0.15} _{-0.1}	d ₁	L	D	l	l ₁	l ₂	s	s ₁	Preload [N]	Max load [N]	Max. tightening torque [Nm]	Static load at breakage F[N]	⚖️
51831	PMT.110-SST-8-M16x1.5-A	8	M16x1.5	34	45	26	8	8	19	-	11	30	18	4400	47
51841	PMT.110-SST-8-M16x1.5-AK	8	M16x1.5	34	45	26	8	8	19	24	11	30	18	4400	51
51832	PMT.110-SST-10-M20x1.5-A	10	M20x1.5	36	45	33	10	10	22	-	19	45	25	6800	62
51842	PMT.110-SST-10-M20x1.5-AK	10	M20x1.5	36	45	33	10	10	22	30	19	45	25	6800	70